

Hope Tree School....

Skye's News

Volume 4, Issue 1


July 2023




Raised by our students

Hope Tree School celebrates it's first anniversary.

Marine Conservation Society
RSPCA
BEAT Eating Disorders
Fauna and Flora
Froglife




On the 10th June Hope Tree School celebrated its first anniversary with students and their families, friends of families and staff. It was an event to celebrate all that has been achieved in the last 12 months. Our students, as part of their recent PHSE unit used their own ideas to create charity stalls where they invited all those who attended to spend their money for their chosen charities. As well as designing the events, they created their stalls, manned them and were able to interact with a variety of people who were interested in what they had created. A total of £226.70 was raised between the 8 stalls. We are so proud of our students.



Students

Our students have been working really hard on their Art and DT work this term and have produced some fabulous pieces. They have used a variety of media and each piece represents the unique ideas and talents of our students.




Inspired by the Japanese artist, Hokusai, one of our students created this image of Mount Fuji using her Ipad.



A monster invading London, a student used Lego and photography to start the process of capturing a series of images to create a story.


Another fabulous painting using acrylics to re-create 'The Great Wave'.



Following on from learning about the work of Georgia O'Keefe, one of our students was able to create these fabulous bowls using clay.



A fantastic felt friend was created, making excellent use of co-ordinating coloured threads and embellishments.



One of our newest students practised her sewing skills by carefully stitching and decorating a superb felt cat during design and technology.

First School Camp Out

Life skills are an essential part of what happens here at Hope Tree School and there are a number of ways in which students are given the opportunity to



The campout was really fun!

First, we put up the tents which was really fun but hard work. We also played with giant bubbles. Next, we collected sticks to make a fire. When the fire was going, we toasted marshmallows and some fruit! Then, we watched a bit of BACK TO THE FUTURE and played story cubes. What happened next was very exciting! We had a treasure hunt in the dark looking for chocolate. We found them in places like up a tree or in the long grass. After that we got ready for bed and played the sock game in the tent. We finally went to sleep. In the morning, I did a bit of early morning reading in the book corner! After breakfast, we gathered up our things and said goodbye, going home very tired but happy.

VC

practice something that they may need later on in their educational journey and beyond. This term we hosted our first school camp out. Our students remained after school and spent some time together engaging in a range of outdoor activities. This included learning to put up a tent, organizing sleeping pods, being safe around a camp fire, toasting marshmallows, watching a movie outdoors and for those students who felt brave enough, they stayed over night in a tent at school. Well done everyone.




School Trips

Our first trip of the summer term was to the Natural History Museum in London. This involved catching a train to London, negotiating the tube network and a short walk on to the museum. The journey was unfamiliar to many of our students but they were all prepared well beforehand and were able to negotiate a range of new challenges to get to the museum where everyone had a good look around.



A second school trip saw the students travel to the coast as part of their Geography unit to see coastal erosion in action. They were able to identify a range of things they had learned about in the classroom alongside an opportunity to explore the beach for pebbles, shells and crustaceans, not to mention an ice-cream.



Our final school trip took us to Hilltop outdoor adventure centre where for the first time we experienced a cool, wet day whilst out and about. Students were given the opportunity to look at the range of activities available at Hilltop and

participate in some bushcraft activities. Everyone enjoyed using the flint and steel to make their own fires alongside boiling water, toasting marshmallows and drinking hot chocolate from the water boiled on the fires. Everyone came away with some skills survival



Visits and Visitors

At Hope Tree School we like our students to have the opportunity to meet new people in a structured and supportive way. We have had two visitors this term that the students have all really enjoyed. Our first visit came from a truly en-





thrilling Story Teller Chip Colquhoun who successfully kept all our students focussed for the afternoon. Helped along by some beautiful weather.

Our second careers talk for the term came from Sonia Leong, Manga Artist and Illustrator who was able to talk about her career as an artist, with a few tips along the way



and then provided the students with a workshop and taught them how to draw a character. Our students learned quickly and were able to produce some amazing work themselves.



Classroom News:

Our students continue to work hard engaging in their learning and acquiring new skills. One of the most popular lessons this term was swimming.

English: Students developed their skills of looking at issues from different perspectives in our English unit on balanced arguments. Political, environmental, as well as less serious, issues were explored and written about from both sides. This is an area which does not come as naturally to our students and it was impressive to see them tackling it and making progress. Students caught on quickly to the format of play scripts, writing scenes of their own about characters they developed. Our unit on detective stories saw the creation of some fantastic stories which all the students worked hard on to include all the features. They managed some excellent character development, well-thought out clues and culprits, and red herrings!

Maths: Students have looked at a range of topics in maths including volume and area, coordinates, lines and angles, ratio, expressions, interpreting graphs, converting improper fractions and adding and subtracting fractions, and formal written methods. At the beginning of each lesson students continue to complete their 5 personalised maths cards, helping them to recall learning from weeks or months ago and stay familiar with more areas of maths. Other students have looked at division and sharing, measuring lengths and money using multilink and practical apparatus. Data handling and graphs using toys to create bar and tally charts. They have also been exploring 2D and 3D shapes, counting faces, vertices and edges.

Science: In Science students looked at the features of plants and animals which have adapted to their environment, designed their own animals for particular environments and constructed evolutionary trees. Other students studied the plant life cycle and plant reproduction, combined with retelling a variation of the Jack and the Beanstalk story.

Geography: Some students started the Summer term looking at a chronological text about Charles Darwin, which overlapped with units in Geography about Brazil, and in Science about evolution. We mapped Darwin's journey on the Beagle, wrote about the animals Darwin saw, cooked Brazilian food, made graphs with climate data, compared Brazilian cities and

thought about environmental pressures. In the second half term students looked at coasts, including coastal features and management. Our trip to the Norfolk coast allowed us to see some coastal management strategies in action.

RE: In RE, the focus this term has been on Buddhism and Hinduism, with a particular focus on how families from different faiths live their lives and understand what kinds of things are important to them.

History: In History we have explored the traditions associated with coronations in England and the use of penal colonies. More recently we have explored the Roman Empire, particularly their time in Britain.

Art: has seen students exposed to a number of artists including Henri Matisse, Georgia O'Keefe and Piet Mondrian. They have had the opportunity to give their impressions of the artworks, compare them with the work of other artists and to then create their own 2D and 3D pieces in response. The Matisse-inspired window decorations are a welcome addition to the classroom.

D&T: has involved creating jewellery in different styles; twisting wire and beads, or making shapes from polymer clay.

Computing: In computing we have worked on creating 3D models using Tinkercad software. The students designed door labels, desk ties that could be 3D printed.


PHSE: Students became very enthusiastic in PHSE when working on the charities unit, coming up with amazing ideas to raise money for chosen causes. Ideas that then became reality at our annual celebration event.

PE: P.E. this term has seen everyone improve in confidence in swimming during our trips to our local pool. Some students were taught how to dive and picked this up very quickly. Others worked on water confidence, kicking and strokes. Two sessions of canoeing on a nearby lake gave great opportunities to use life jackets, paddle in unison and develop steering skills. Indoor PE was also an opportunity to develop their hand/eye coordination skills with amazing improvements made over the course of the half term.


What a lot of learning has taken place at HTS during our summer term!!



A bashful bunny with a flower crown



Introducing Kylo and Chewie (above), Solo (left) and Leia (below). Wonderful additions to the alpaca farm.



A word from Skye

It's been a wonderful year with many new friends to cuddle me and throw my ball for me. I've had new adventures, new toys, new things to learn. Although I am feeling a little tired now, I can't wait until September when I can catch up with old friends and make some new ones. Have a great summer everyone.

